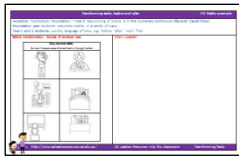



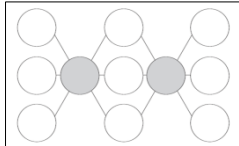



Transforming Tasks: Workshop 1

Handouts









	Handout	Slide	Notes
1	 <p>Transforming tasks: <i>before</i></p>	21	Participants each need an A4 copy of one of: F -2 Maths Year 6 Science Year 1 History Year 7 Geography Year 2 English Year 7/8 Maths Year 3 Science Year 9 Science Year 4 Geography Year 10 English Year 5 History SACE Visual Arts
2	 <p>Transforming tasks: <i>before and after</i></p>	25	Participants each need an A4 copy of the <i>before and after</i> handout that matches the <i>before</i> handout they used for slide 21.
3	 <p>Identifying the intellectual challenge of a task</p>	26	Participants each need an A4 copy of this handout.
4	 <p>Critical and creative thinking continuum</p>	27	Participants each need an A3 copy of this handout.
5	 <p>Double bubble thinking map</p>	28	Participants each need an A4 copy of this handout.
6	 <p>Transforming tasks: <i>annotated example</i></p>	29	Participants each need a copy of the <i>annotated example</i> handout that matches the <i>before and after</i> handout they used for slide 25.

Transforming Tasks: Workshop 1

Icons



	Meaning	Slides
	Indicates that a handout for participants accompanies the slide.	21, 25, 26, 27, 28, 29
	Indicates that participants engage in an activity .	3-10, 23, 28, 38
	Indicates that participants engage in a discussion .	22, 23, 25, 28, 29, 30, 31, 35
	Indicates that participants watch a video .	17, 19
	Indicates that participants read something.	22, 25, 29
	Indicates that a key message is introduced in the slide.	12, 20, 26, 27, 32, 34